

Installing a Deck Pleasant Hill?

This handy guide briefly outlines the items necessary to comply with Pleasant Hill's local ordinances as well as the building codes adopted by the City Council.

Remember that before you dig on your property it is your responsibility to locate all underground utilities. For assistance call 1-800-DIGRITE and Municipal Utilities at 816-540-9130.

A building permit is required for all decks over 30 inches or more above the ground. For further information call the Community Development Department at 816-540-3135.

The information provided includes general requirements that should be considered as part of a project to construct, repair or replace a deck.

This should not be considered as a complete list of code requirements. Complete information is available in the codes and ordinances adopted by the city. Some materials and construction methods may require the use of an architect, engineer or other design professional.



City of Pleasant Hill

203 Paul Street
Pleasant Hill, Mo. 64080

Phone 816-540-3135

Fax: 816-987-5141

Website: www.pleasanthill.com



Remember!

Safety Pays


Never cook on a

Combustible Deck


In case of a fire emergency dial 9-1-1.



Deck Installation Information



City of Pleasant Hill



Community Development Department

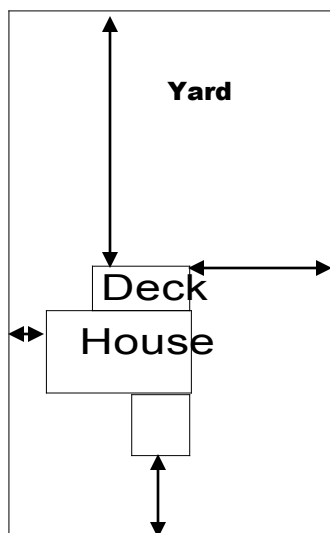
Website: www.pleasanthill.com

Tel: 816-540-3135

Installation of a deck in the City of Pleasant Hill

The City of Pleasant Hill provides this informational brochure to assist residents in the proper construction of a deck. When properly constructed, a deck can provide many years of family enjoyment.

A building permit is required on all decks more than 30 inches above grade. Application should include a site plan with lot lines and dimensions, location of house and outbuildings, and location of the deck with dimensions to property line. A detailed structural drawing should accompany the permit application along with a bill of materials.



Site Plan

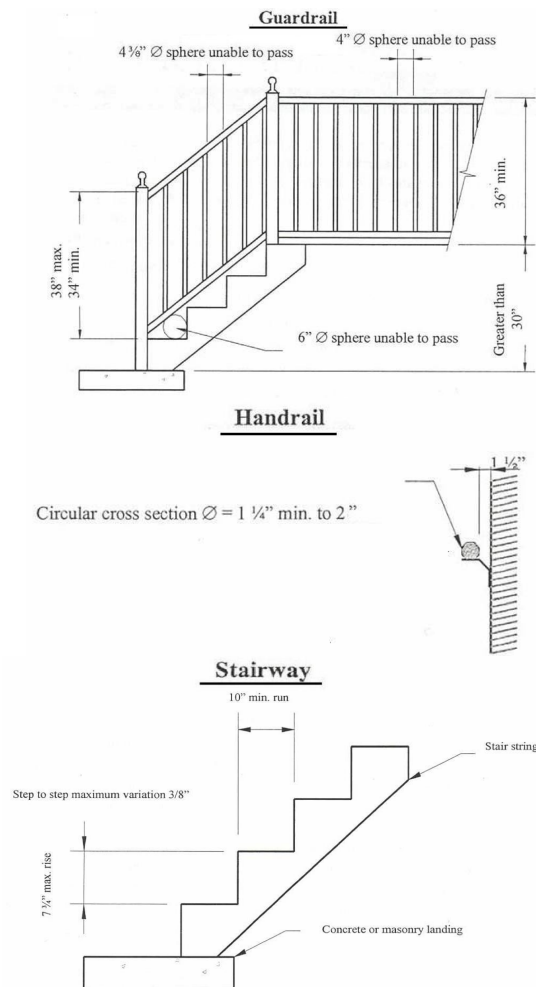
Deck Requirements*

- ◆ All contractors must obtain an occupational license before construction is started.
- ◆ An inspection of pier holes must be done before setting of poles or pouring of concrete.
- ◆ A final inspection must be done by the city building inspector before the deck is put into use.
- ◆ Setback for the decks attached to the home should be a minimum of 5 feet from the rear and side property line, and 25 feet from the front property line.
- ◆ Guardrails, handrails and stairways should be constructed as per the drawings on the next page.
- ◆ Decks must be constructed of naturally decay-resistant lumber or a pressure-treated lumber (MCA or equivalent) or other acceptable decking materials, and be designed to support a live load of 40 psf.
- ◆ All decks must sit on footing piers that are adequately designed to support the imposed load (maximum assumed bearing capacity is 2000 psf). Footings or piers shall extend 36 inches below the finished ground level.

**Some homes associations my have requirements other than those established by the City.*

All Contractors must posses a Pleasant Hill Occupation License prior to issuance of Permit

Deck Requirements



City of Pleasant Hill

203 Paul Street
Pleasant Hill, Mo. 64080

Phone 816-540-3135
Fax: 816-987-5141
Website: www.pleasanthill.com